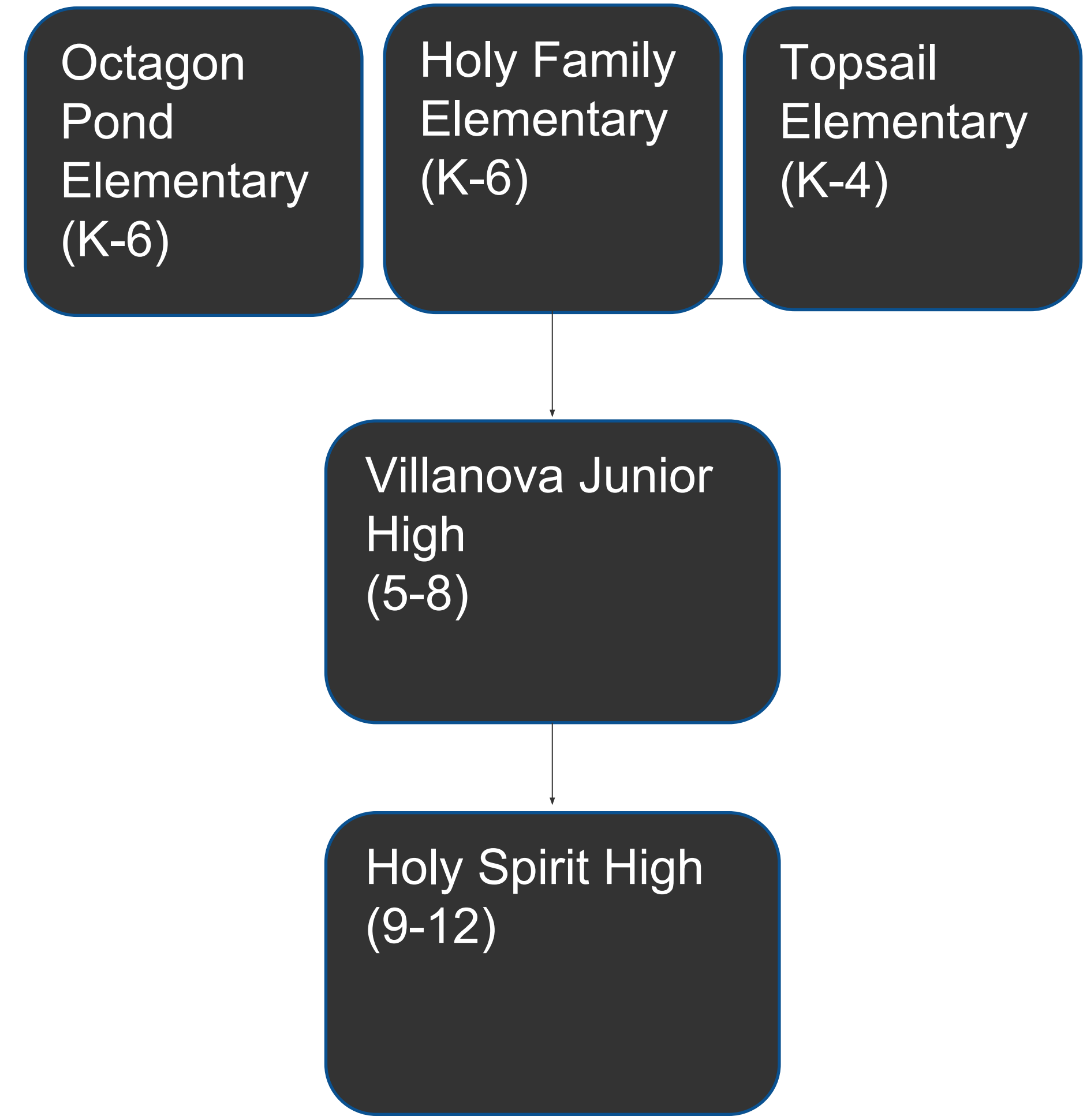
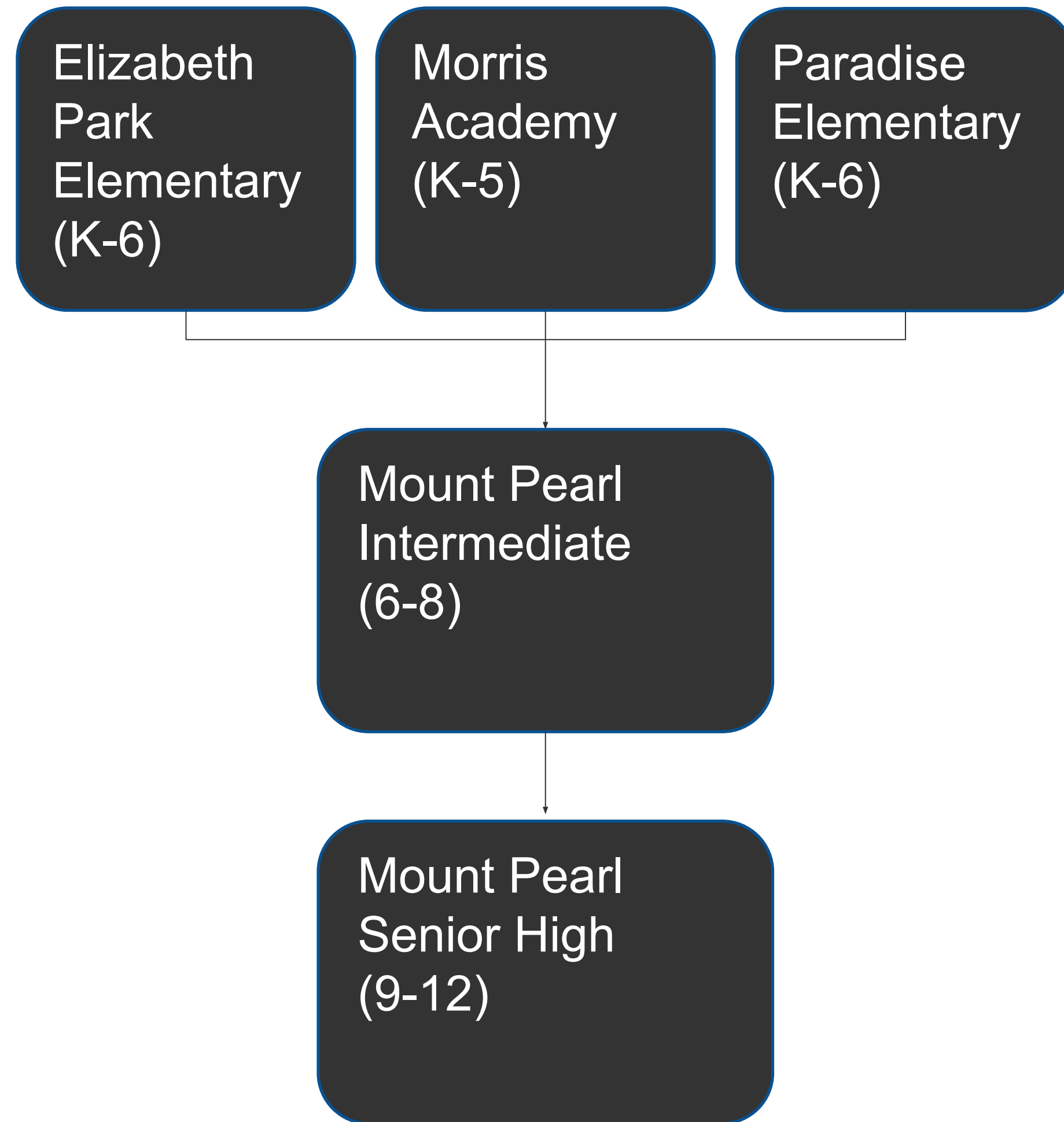


# **MOUNT PEARL/ HOLY SPIRIT HIGH SCHOOL SYSTEMS**

Catchment Realignment



# Current Configuration



# Status Update

- ▶ Paradise population has averaged approximately 5.5% growth per year since 2001
- ▶ Growth continues but has slowed to approximately 3.9% in the past 5 years
- ▶ Two elementary schools added to
  - ▶ Elizabeth Park Elementary in 2010
  - ▶ Octagon Pond Elementary in 2015
- ▶ Paradise Intermediate scheduled to open in 2020

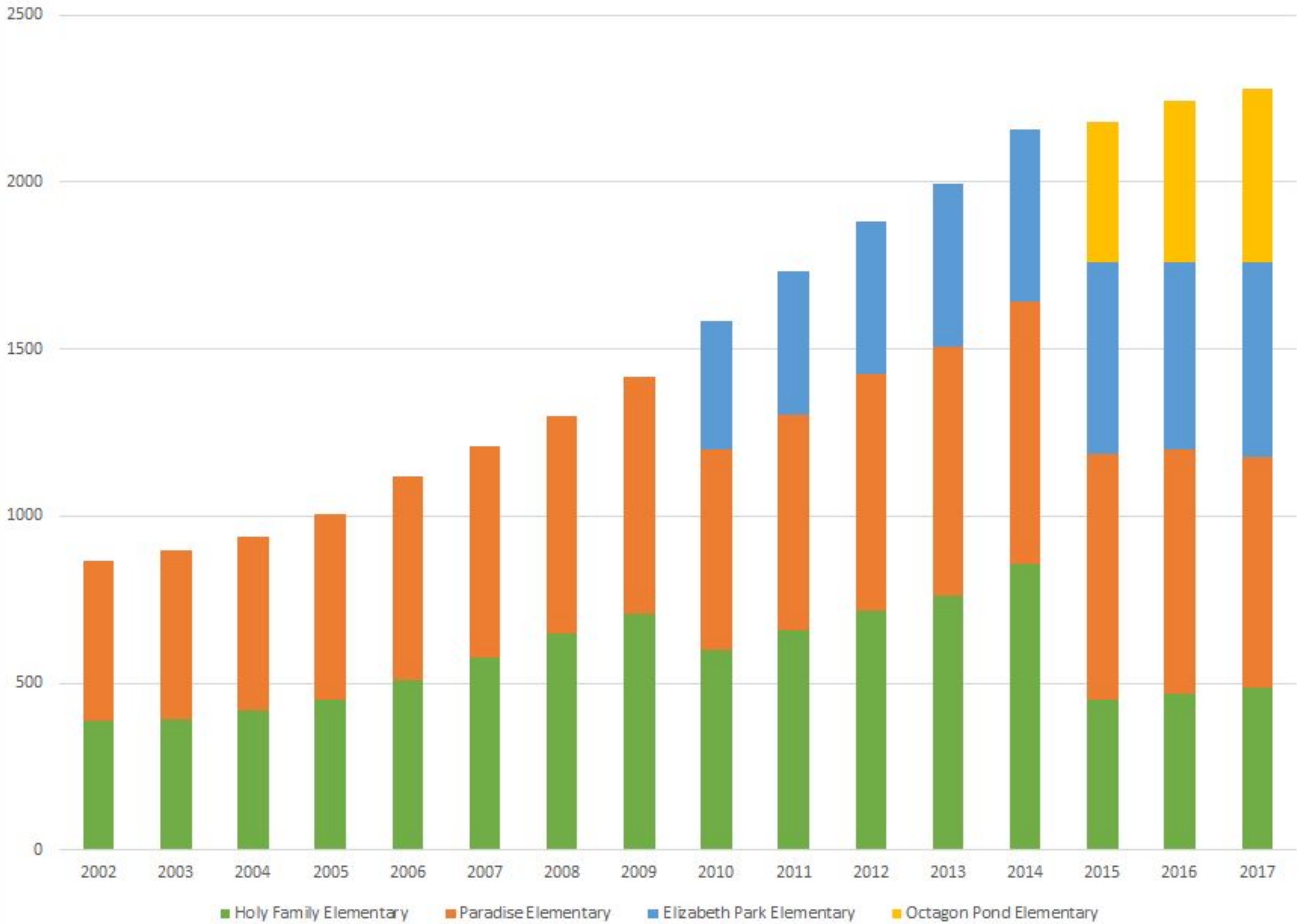
# Status Update

- ▶ Octagon Pond Elementary projected to require more rooms than available by 2022
- ▶ Villanova Junior High projected to require more rooms than available by 2021
- ▶ Holy Spirit High projected to require more rooms than available by 2023

# Status Update

- ▶ Addition of Galway subdivision will be accommodated in the Mount Pearl Senior High system beginning at Morris Academy
- ▶ Morris Academy projected to require more rooms than available by 2025

Paradise K-6 Enrolment





# Morris Academy Projection (K-5)

	K	1	2	3	4	5	Total	Rooms
<i>2018</i>	44	43	47	46	41	49	270	13
<i>2019</i>	23	49	43	47	50	42	254	12
<i>2020</i>	47	27	49	42	50	51	266	13
<i>2021</i>	49	53	28	48	46	53	277	13
<i>2022</i>	49	54	54	29	52	48	286	14
<i>2023</i>	51	54	55	53	33	54	300	14
<i>2024</i>	52	57	54	55	57	35	310	15
<i>2025</i>	55	58	57	54	58	58	340	16
<i>2026</i>	57	61	58	57	57	60	350	16
<i>2027</i>	59	62	61	57	60	59	358	16
<i>2028</i>	61	65	63	60	60	61	370	18



# Octagon Pond Elementary Projection (K-6)

	K	1	2	3	4	5	6	Total	Rooms
<i>2018</i>	71	78	92	85	92	54	68	540	27
<i>2019</i>	74	75	83	86	90	94	56	558	27
<i>2020</i>	81	79	79	78	92	92	97	598	28
<i>2021</i>	96	85	83	74	84	93	96	611	28
<i>2022</i>	90	100	89	78	80	85	97	619	30
<i>2023</i>	90	95	107	84	83	81	88	628	29
<i>2024</i>	89	95	100	100	90	84	84	642	30
<i>2025</i>	89	94	100	94	107	91	88	663	30
<i>2026</i>	89	94	99	94	100	108	95	679	30
<i>2027</i>	89	94	99	93	100	101	113	689	31
<i>2028</i>	89	94	99	93	99	101	106	681	30





# Villanova Junior High Projection (5-8)

	5	6	7	8	Total	Rooms
2018	100	99	229	232	660	26
2019	120	98	231	236	685	25
2020	115	117	238	238	708	28
2021	112	114	309	246	781	32
2022	93	111	286	318	808	32
2023	109	92	279	294	774	31
2024	96	108	246	288	738	26
2025	91	95	270	255	711	27
2026	85	90	273	278	726	27
2027	88	85	257	282	712	26
2028	90	88	282	265	725	27



# Holy Spirit High Projection (9-12)

	9	LI	LII	LIII	LIV	Total	Est. Rooms
<i>2018</i>	201	216	239	225	6	887	32
<i>2019</i>	233	209	221	235	13	911	32
<i>2020</i>	236	241	212	217	13	919	31
<i>2021</i>	239	245	247	209	13	953	33
<i>2022</i>	247	248	249	242	13	999	36
<i>2023</i>	321	260	255	246	13	1095	38
<i>2024</i>	296	335	267	251	13	1162	40
<i>2025</i>	290	309	343	262	13	1217	41
<i>2026</i>	257	303	318	337	13	1228	42
<i>2027</i>	281	270	312	313	13	1189	41
<i>2028</i>	284	293	278	307	13	1175	40



# Consultation....

---



- 10 schools/ school councils
- Seek input on “HOW” to realign the catchments to best meet the learning needs of students and overall needs of families
- Feedback volume challenge, ~ 6000 students and 12,000 family members
- Overall goal to enhance communications with stakeholders and inform decision-making



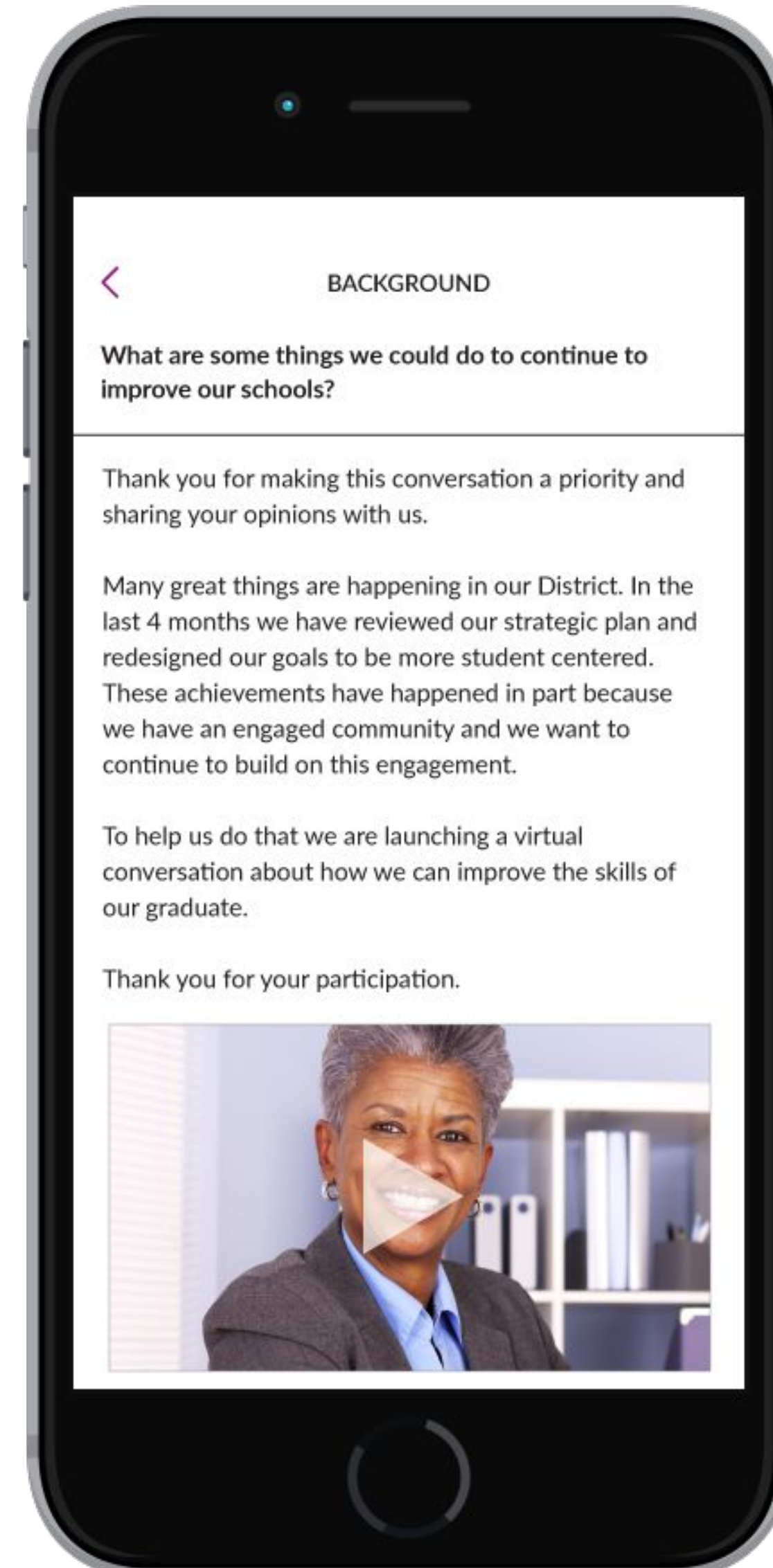




# ThoughtExchange - Engagement Design and Facilitation Software

---

- Provides an open and transparent process to inform the school attendance zone for the new intermediate school and others involved
- Can assess and reassess ongoing feedback from a large group of participants
- Ensures everyone can share thoughts and consider different points of view
- Allows people to contribute on their own time, confidentially and independently





# How Thoughtexchange Works...



People share thoughts independently and confidentially



Everyone considers and rates thoughts shared by others



Everyone learns what is important and progress is made



# Analytic Tools and Visualizations

## Top Thoughts Report

Shows thoughts prioritized by the average number of stars assigned from participants

## Hot Topics Analysis

Identifies different interest groups, highlighting the thoughts that divide them and the thoughts that unite them

## Interactive Bar Charts

Displays themes and sub-themes within the results, while allowing you to drill down into the thoughts within those themes



## Thought Maps

Demographic analysis related to roles, satisfaction or location that shows the level of interest each group has in each theme

**Q1 What are your thoughts about Scenario 1?**

Theme		stars
sorted by stars		number of stars assigned to thoughts in this theme
click any theme to show thoughts in that theme		
		sorted by stars
1	+ Prefer separate age-groups	2775 ★
2	+ Impact on small towns and communities	1281 ★
3	+ Transportation/distance	973 ★
4	- Support for Scenario 1	794 ★
Thought		stars
sorted by stars		number of stars assigned
these thoughts were shared by you and other participants		
		sorted by stars
8	In favour - TDHS not affected by this scenario an	27 ★

# Stakeholder Engagement - 2 Phase Approach

---

## Exchange 1:

Identifying the issues posed by the catchment realignment to incorporate the new intermediate school

Options developed for consideration

## Exchange 2:

Feedback on the proposed options



# Identifying the Issues: New Intermediate School

*Exchange 1 - Fall 2018*

---

## Outcomes:

- Engage with the school community (Exchange 1)
- Gather input related to catchment realignment
- Deepen and broaden our understanding of the priorities, values, interests, and concerns of the participants
- Identify the shared values of the community as they relate to the change
- Help participants deepen their understanding of the decisions to be made





# Feedback on Proposed Options

*Exchange 2 - Winter 2019*

---

## Outcomes:

- Demonstrate/share our learning from Exchange 1
- Demonstrate how community concerns and priorities are being acknowledged to build support for the decision
- Inform participants of the benefits, issues and challenges related to the options
- Gather feedback on the proposed options for the catchment realignment
- Gather participants' questions to inform effective messaging around the final decision



# Anticipated Timeline

---

September - staff training and preparation

October - Meeting with administrators and school councils (10 schools)

Exchange 1 - November

Proposed Options - January 26/27 board meeting

Exchange 2 - February/March

Decision - April 13/14 board meeting





# QUESTIONS

